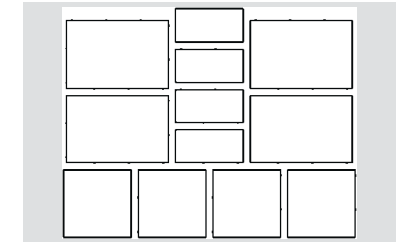




# ORIGINS™ 12 60 MM | 80 MM

EMULATES THE LOOK AND TEXTURE OF NATURAL STONE WITH THE CONVENIENCE OF MODULAR SIZING


## PALLET LAYOUT




## FEATURES & BENEFITS

- True installed dimensions for optimal layout
- Clean lines and a modern architectural appearance
- Can be utilized to construct an ADA-compliant pavement
- 3 mm micro-chamfer width to minimize vibration and enhance wheelchair comfort
- Reduced cuts, installation time and waste
- Increased options for creative patterns
- Sizes compatible with other Origins stone-textured line, Dimensions sizes and Geometric Shapes
- Pedestrian 60 mm
- Driveway 80 mm
- Match Driveway 80 mm with Patio & Walkways 60 mm


## LAYING PATTERNS



PATTERN A



PATTERN B





PATTERN C


*Check with your local Belgard Representative for product availability and color options.*

## SHAPES & SIZES

### 60MM

 6 x 12 x 2<sup>3</sup>/<sub>8</sub>"  
152 x 304 x 60 mm

 12 x 12 x 2<sup>3</sup>/<sub>8</sub>"  
304 x 304 x 60 mm

 12 x 18 x 2<sup>3</sup>/<sub>8</sub>"  
304 x 457 x 60 mm